



Pent roof line

Check out our beautiful selection of wooden log cabins at Woodpro. We have over 40 years of experience in creating high-quality wooden structures. All log cabins are delivered as ready-to-assemble kits, ensuring you can easily create your ideal space.

The standard package includes:

- ✓ Free delivery to the UK mainland
- ✓ Pressure treated foundation beams
- ✓ 18mm T&G roof and floor boards, with pressure-treated floor bearers
- ✓ All fixings, construction manual and window/door hardware
- ✓ 5 years warranty



Woodpro uses **first-class spruce**, sourced from northern countries. This high-quality, **kiln-dried wood (14 – 16%)** ensures durability and structural integrity. The cabins feature **robust 9 x 9 cm laminated posts** with **boiler pressure-impregnated bases** and a stylish pent roof that has a **300 mm overhang** and a subtle **3-degree angle**.



All windows and doors come with **double glazing** as standard. These are made of laminated (against warping) and knot-free wood. The **door handles** are spring-loaded and finished in chrome.



The **floor** is made of **18 mm thick boards**, finished with decorative baseboards.

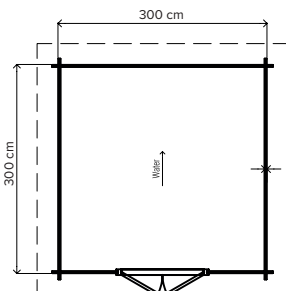
The spruce remains untreated, offering you the freedom to customize the finish according to your personal taste.



EPDM roofing is available as an optional add-on to further protect your log cabin.



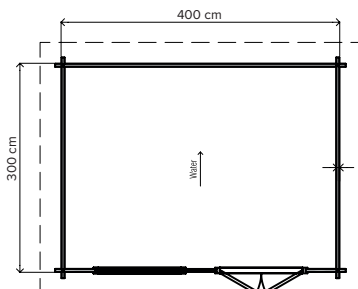
Unlock great value with our **pent roof log cabins**. Choose from three standard sizes, each offering a **3-meter depth**. Want extra durability? Opt for EPDM roofing to keep your cabin protected year-round.



3x3m Log cabin with pent roof

Ridge height	247 cm
Wall height	227 cm
Wall thickness	28 mm
Surface	9 m ²
Product code	WHS28P511
Roofing (optional)	£ 274

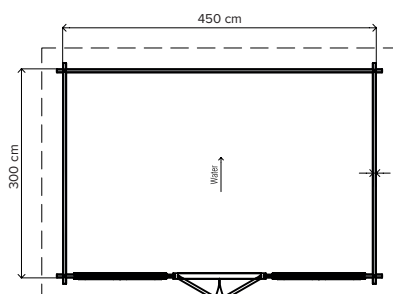
£ 2662 Delivery and tax included*



3x4m Log cabin with pent roof

Ridge height	249 cm
Wall height	229 cm
Wall thickness	44 mm
Surface	12 m ²
Product code	WHS28P512
Roofing (optional)	£ 365

£ 3998 Delivery and tax included*



3x4.5m Log cabin with pent roof

Ridge height	249 cm
Wall height	229 cm
Wall thickness	44 mm
Surface	13.5 m ²
Product code	WHS28P513
Roofing (optional)	£ 410

£ 4646 Delivery and tax included*

Need advice?

Ask our trusted dealer for a consultation without obligation, they will be happy to advise you.



All suppliers of our wood are PEFC certified. It is also our mission to deliver our products fully recyclable and limit the waste wood and sawdust. In addition, waste wood and sawdust are reused for other purposes.

